

# robot coupe®

P.O. Box 16625  
 Jackson, MS 39047  
 Phone: 800-824-1646  
 Fax: 601-898-8411  
 email: info@robotcoupeusa.com  
 website: www.robotcoupeusa.com

## ENHANCED TURBO POWER MIXER MODELS



**NEW**

**STRONGER**

**ECONOMICAL**

**EASY TO CLEAN**

- Highly resistant to friction
- Longer life expectancy
- Removable bell assembly for quick and easy sanitation.

**EXTENDED STAINLESS STEEL**

**TURBO POWER MIXER MODELS AVAILABLE:** MP350 TURBO, MP350VV TURBO, MP350 TURBO COMBI, MP450 TURBO, MP450VV TURBO, MP450 TURBO COMBI, MP450 TURBO FW, MP550 TURBO, MP600 TURBO

**STAINLESS STEEL**

**STAINLESS STEEL**

**STAINLESS STEEL**

**Quick System**


**STAINLESS STEEL**




Hub



Can be replaced by operator to avoid visit to the service agency



Blade with deflector to protect the seal.



**1 YEAR "NO HASSLE" REPLACEMENT WARRANTY ON ALL POWER MIXERS.**

# Turbo Range Power Mixers

## Specifications

**SHAFT LENGTH:**

- ALL MP350 TURBO MODELS - 14"
- ALL MP450 TURBO MODELS - 18"
- MP550 TURBO - 21"
- MP600 TURBO - 23"

**ELECTRICAL:**

- ALL MP350 TURBO MODELS - 120V/60 HZ
- MP450 TURBO V V AND COMBI MODELS - 120V/60 HZ
- MP450TURBO FW - 120V/60 HZ
- MP550 TURBO -120V/60 HZ
- MP600 TURBO - 120V/60 HZ

**MOTOR:**

- MP350 TURBO - 1 HP/660 WATTS/5.5 AMPS/12,000 RPM
- MP350 TURBO V V - 1 HP/660 WATTS/5.5 AMPS/3,000 - 10,000 RPM
- MP350 TURBO COMBI - 1 HP/660 WATTS/5.5 AMPS/500 - 10,000 RPM
- MP450 TURBO MODELS - 1.1 HP/720 WATTS/6 AMPS/ 12,000 RPM
- MP450 TURBO V V - 1.1 HP/720 WATTS/6 AMPS/3,000 - 10,000 RPM
- MP450 TURBO COMBI - 1.1 HP/720 WATTS/6 AMPS/500 - 10,000 RPM
- MP450 TURBO FW - 1.1 HP/720WATTS/6 AMPS/250 - 1,500 RPM
- MP550 TURBO - 1.2 HP/840 WATTS/7 AMPS/12,000 RPM
- MP600 TURBO - 1.5 HP/920 WATTS/7.7 AMPS/12,000 RPM

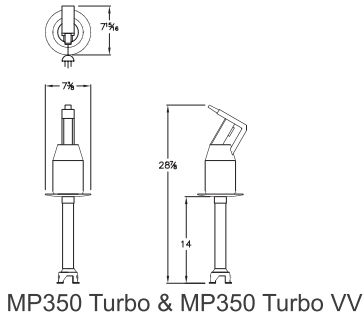
**SWITCHING:**

ON/OFF CONTROL BUTTON ON REGULAR MODELS, VARIABLE SPEED CONTROL ON VV MODELS, LOCK BUTTON FOR CONTINUOUS OPERATION, SAFETY BUTTON

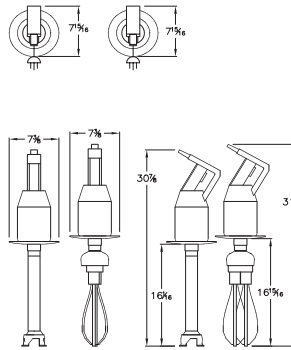
**PROCESSING CAPACITY:**

- ALL MP350 TURBO MODELS - UP TO 12.5 GALLONS
- ALL MP450 TURBO MODELS - UP TO 25 GALLONS
- MP550 TURBO - UP TO 50 GALLONS
- MP600 TURBO - UP TO 75 GALLONS

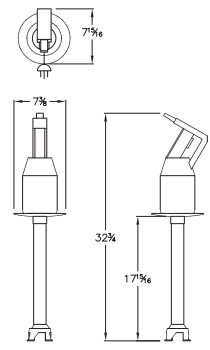
STANDARDS: ETL electrical & sanitation, cETL (Canada)



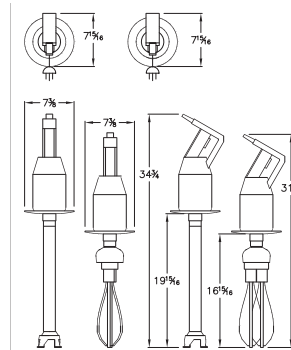
MP350 Turbo & MP350 Turbo VV



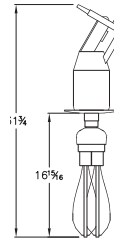
MP350 Turbo Combi



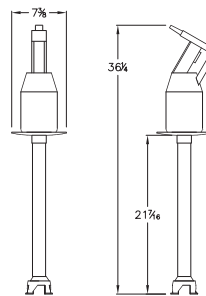
MP450 Turbo & MP450 Turbo VV



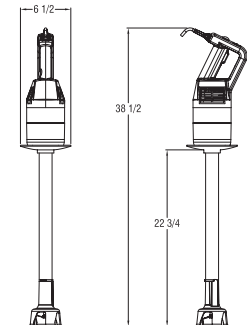
MP450 Turbo Combi



MP450 Turbo FW



MP550 Turbo



MP600 Turbo

Robot Coupe U.S.A., Inc.  
P.O. Box 16625  
Jackson, MS 39236-6625  
1-800-824-1646  
(601) 898-8411  
FAX: (601) 898-9134  
www.robotcoupeusa.com  
e-mail: info@robotcoupeusa.com

Distributed by: