

## Large Capacity

## Blixers®



Blixer® 23 -  
24 Qt. Capacity

Blixer® 30 -  
31 Qt. Capacity



Designed for Vertical Cutting  
and Mixing: Mix, Chop,  
Puree, Blend.



- All stainless steel machine.
- Adjustable 2-blade BLIXER® knife assembly gives equal results for small or large batches.
- Bowl is easily removed for cleaning.
- Bowl tilts for easy removal of product.
- Polycarbonate lid designed to allow the addition of liquids or ingredients during processing.
- Lid comes equipped with a wiper assembly to clean sides of bowl and lid.
- Digital timer for better preparation control.
- Stainless steel bowl and frame designed to be simple to use and to clean.
- Delivered with stainless steel bowl (Blixer 23 - 24 Qt., Blixer 30 - 31 Qt.) and 2 blade serrated BLIXER® knife assembly.
- 1 year parts and labor warranty/on site service.



Robot Coupe U.S.A., Inc.  
P.O. Box 16625  
Jackson, MS 39236-6625  
1-800-824-1646 • (601) 898-8411  
FAX: (601) 898-9134  
www.robotcoupeusa.com • e-mail: info@robotcoupeusa.

## Specifications

### STANDARD MODEL:

Blixer 23: 24 stainless steel bowl and 2 blade serrated Blixer knife assembly.

Blixer 30: 31 stainless steel bowl and 2 blade serrated Blixer knife assembly.

### ELECTRICAL REQUIREMENTS:

Blixer 23: 208-240V, 60Hz, 30 Amps, three phase.

Blixer 30: 208-240V, 60Hz, 40 Amps, three phase.

Contact your local electrician for local code requirements.

**SAFETIES:** Comply with electrical standard ETL, cETL, toUL763. Magnetic safety and thermal protection, bowl detection device, bowl detection in vertical position device, lid detection device and locking lid detection devices.

### MOTOR:

Blixer 23: 6 HP, 1800 and 3600 rpm, three phase

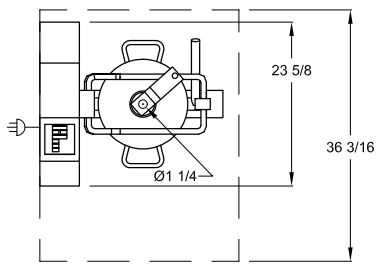
Blixer 30: 7 HP, 1800 and 3600 rpm, three phase

### WEIGHT:

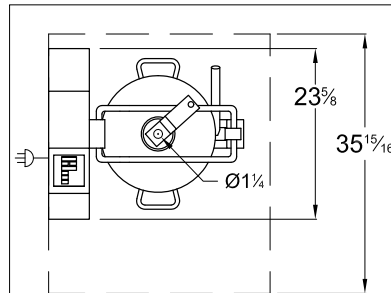
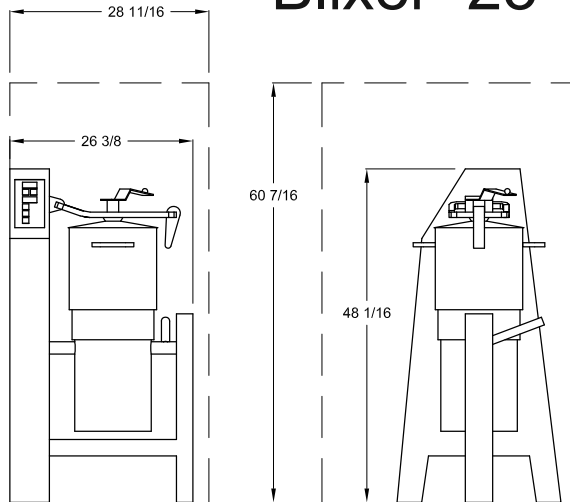
Blixer 23: 309 lbs Approx. Shipping Weight

Blixer 30: 323 lbs Approx. Shipping Weight

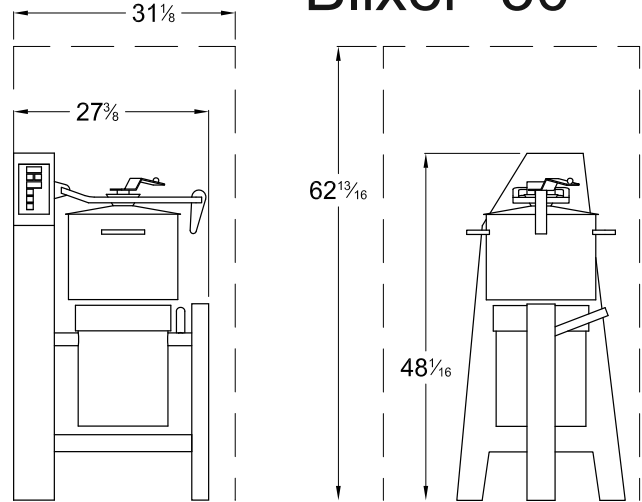
**STANDARDS:** ETL electrical & sanitation, cETL (Canada)



## Blixer® 23



## Blixer® 30



Robot Coupe U.S.A., Inc.  
P.O. Box 16625  
Jackson, MS 39236-6625  
1-800-824-1646  
(601) 898-8411  
FAX: (601) 898-9134  
www.robotcoupeusa.com  
e-mail: info@robotcoupeusa.com

## Distributed by: